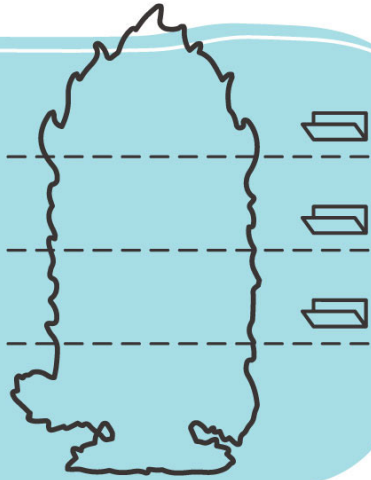


# ЯК СКЛАСТИ ІСКОРКУ


**1**

Зігни




**3**

Приклей кінці смужки на такій відстані, щоб в отвір зручно вмістилися пальці актора (дитини чи дорослого), а іграшка добре трималася в руці



**2**

Виріж



**4**


Підпиши  
ім'я  
та стать




**5**

Іскорки готові –  
нумо грати

Ми готові!





2. ✂

1. 




3. 





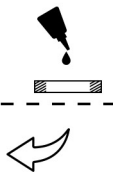
 ✂

2. ✂





1.  2. 




2. 

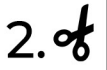








1. 

2. 






3. 



  
2.








2. ✂

1. ☞




2. ✂



☞ ✂





2. ✂






3. !



2. ✂






1.  2. 

2. 

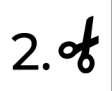








1. 

2. 





3. 











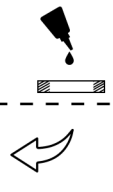






2. ✂

1. 📄



3. ✂



📄 ✂



2. ✂